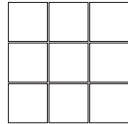

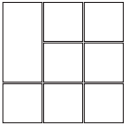
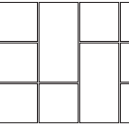
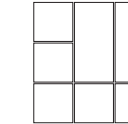
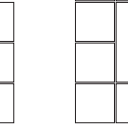


# Design your iPot

## Dimensions and rules

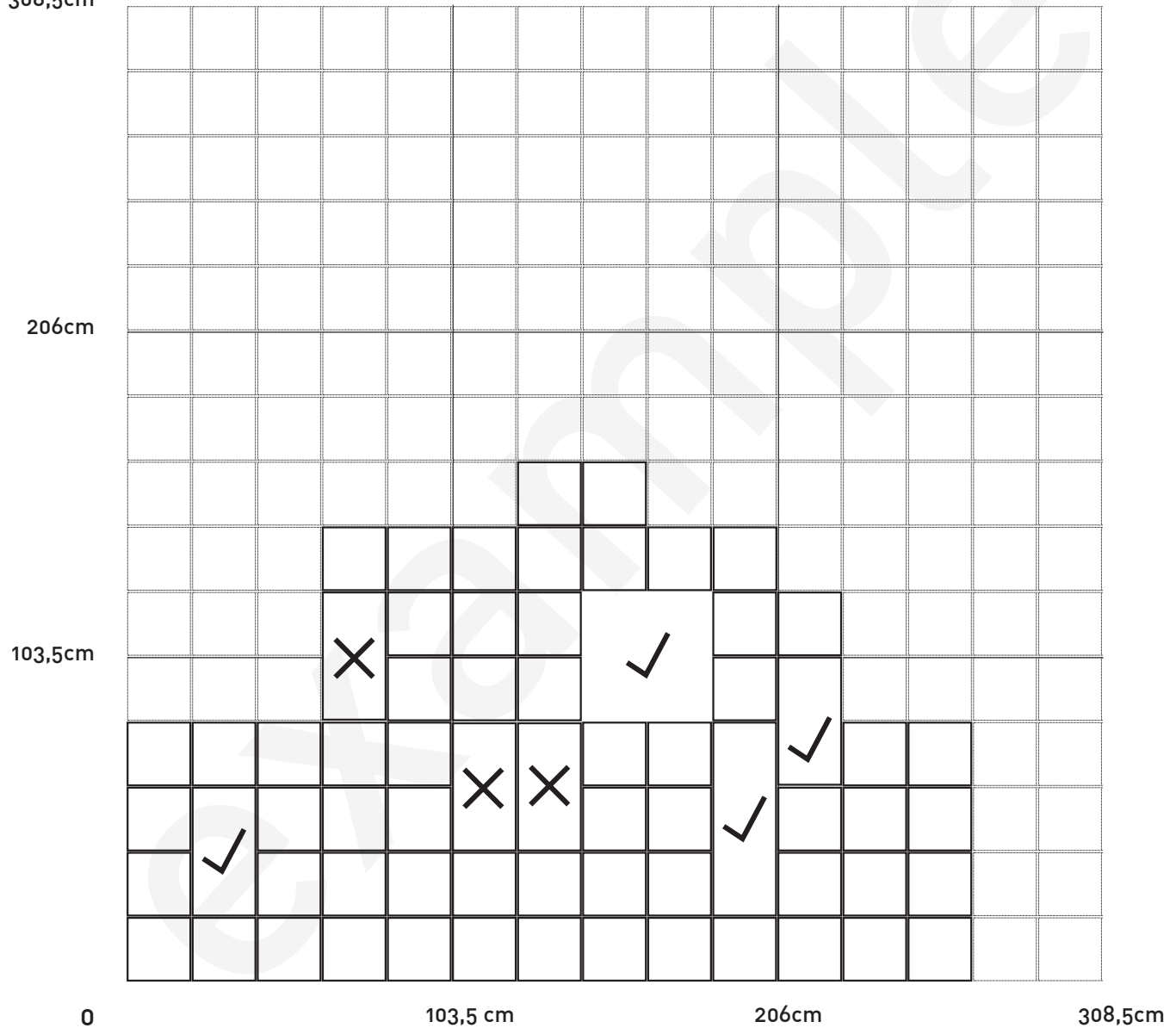
1 **MODULE** = 21,5 x 21,5 x 21,5 cm → [21,5 cm = 1 cm (joint) + 19,5 cm (tube) + 1 cm (joint)]

+ **MODULES** = 20,5 cm x N + 1 cm → N = modules number

					
✓	✓	✗	✓	✗	✓
	double modules are allowed in-between the structure	double modules are not possible at the side of the structure	double modules are permitted staggered	double modules not allowed side by side	openings of 4 or more modules are allowed in-between the structure

308,5cm

front view



0

103,5 cm

206 cm

308,5cm

# Design your iPot

front view

